

Together @ Home

Here are some activities you could do together as a family. Begin with the story and then do as many or as few as you like, in any order.



Bible Passage

Today we will be exploring the story of David and Bathsheba.

You can find it in your Bible in:

2 Samuel 11

Read the story together – choose a Bible translation or children’s story version which best suits your group.



A prayer to say together

Dear God,

Thank you for the story of David and Bathsheba which reminds us that we can choose to live right for God and make good choices.

Help us to be strong when we face temptation and to behave in a way that pleases you. Thank you that when we do make mistakes your forgiveness is available to us.

Amen

Introducing David’s mistakes

David is described as a ‘man after God’s own heart’ – his behaviour and commitment to relationship with God is often used as an example for others to follow.

It is important to also remember that David made mistakes. Today’s story is one of those times. David’s behaviour in the story is displeasing to God, David wants something that doesn’t belong to him and he takes it.

In the story next week we will explore how God sent Nathan to rebuke David and hold him accountable for his actions. God loves us enough to forgive our mistakes but we can also choose to make good choices and behave in a way that pleases God to start with.

It is good to recognise that God chooses to be friends with and use people even though we make mistakes.

Discussion

A question for adults to ask children

How do you know whether a behaviour is right or wrong?

There are many ways to recognise what is right or wrong, we might feel it in our heart, our conscience, we can know whether it is in line with how the Bible tells us God wants us to live. We can also use the example of Jesus who lived in perfect relationship with Father God.

A question for children to ask adults

What is the most difficult choice you have ever had to make? How did you make your decision?

A question to think about together.

What can we do when we make a mistake and behave in a way that we know doesn’t please God?

The Bible says that we can ask God for help in resisting temptation but also that when we do make mistakes we can say sorry to God and receive forgiveness.

A verse to remember

Psalm 103 v 12

He has taken our sins away from us as far as the east is from west.



Try to learn this verse together, you could come up with some actions to help you remember it or decorate the verse on a piece of paper or card together and put it up somewhere to remind you of it through the week.



Family Activity 1

Head or Tails: Play the heads or tails game which is all about choices. Everybody begins standing up, they then choose heads (hands on heads) or tails (hands on bottom).

Somebody flips a coin, if you have chosen correctly you stay in the game, if you have got it wrong you are out for that round.



Family Activity 2

Eraser art: The Bible promises that God removes or wipes away our sins and offers forgiveness. Create some art by colouring in a whole page with pencil. Using an eraser, remove areas of the pencil and create a picture.

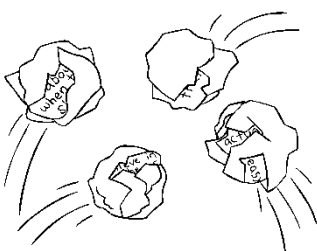
Alternatively use wash or masking tape to create a picture, paint over the top and then remove the tape to reveal the finished image.



Active Apologies

**“Forgive us for our sins,
just as we have forgiven those who sinned against us.
And do not cause us to be tempted.”**

These words come from the Lord’s Prayer, the prayer Jesus taught his disciples. Jesus reminded them that we can say sorry to God for the mistakes we make but also that we can ask for help in not making those mistakes to begin with. Our verse to remember reminds us that God forgives our sins, in fact Isaiah 43 v 25 says it is as though we have never made the mistakes when God forgives us.



Set aside some time to think and ask God if there is anything you need to say sorry for, write or draw these things on paper. Pray, saying sorry to God and then scrunch up the paper as a reminder that God forgives our mistakes. Then throw the paper balls as far as you can as a reminder of our verse to remember and the distance that God separates our mistakes from us.



A colouring page you could print and colour together


Colouring page by <https://sheshallbelikeatree.wordpress.com/>




PUZZLE SHEET



God can help us to make good choices and decisions. Can you help this person take the right path through the maze?



Jesus set us a good example to follow and copy. Can you copy this picture of Jesus square by square?



How many differences can you find between the two pictures of Bathsheba on her roof?



spot the difference from Biblewise.com