

# Together @ Home



Here are some activities you could do together as a family, begin with the story and then do as many or as few as you like, in any order.

## Bible Passage

Today we will be exploring together, the story of Ruth and Boaz at the threshing floor

You can find it in your Bible in:

### Ruth 3

Read the story together – choose a Bible translation or children’s story version which best suits your group.



## A prayer to say together

Dear God,

Thank you for the story Boaz and Ruth, thank you for all those who take care of us, our family, friends, teachers and church leaders.

Help us to be people who care for others and share God’s love and protection with everyone we meet.

We pray for all those in need of care and protection that they would feel safe with you.

Amen

## Discussion

### A question for adults to ask children

*What did Ruth do to Boaz before she lay down at his feet?*

Ruth’s behaviour in this story may seem strange to us, she uncovered Boaz’s feet and then lay down on the floor. Traditionally this is the place where somebody’s servant would lie – Ruth was showing Boaz that she wanted him to look after and protect her. Boaz covered Ruth with his own cloak as a symbol of his care, protection, and good intentions.

### A question for children to ask adults

*Can you think of a time when somebody cared for and provided for you?*

## Family Activity 1

Ruth waited till Boaz was asleep and then lay down at his feet. Play a game of sleeping lions together. Everybody lies on the floor and pretends to be asleep – see who can go the longest without moving!

Take it in turns to be the watcher, looking out for people moving or making noises. If nobody is moving why not tell some jokes to see if you can get anybody to laugh. Here are some lion jokes to get you started.

Q: What does the lion say to his friends before they go out hunting for food?

A: 'Let us prey.'

Q: On which day do lions eat people ?

A: Chewsdays !

Q: Why don't lions like fast food?

A: Because they can't catch it!

Q: What did the lion say when it ate the clown?

A: That tasted funny.





## A verse to remember

### Psalm 91 v 4

He will cover you with his feathers,  
and under his wings you can hide.  
His truth will be your shield and protection.

Read this verse together and try to learn it, you could come up with some actions to help you remember it or decorate the verse on a piece of paper or card together and put it up somewhere to remind you of it through the week.

## Family Activity 2

Boaz covered Ruth with his cloak, not to keep her hidden but as a sign of his protection. **Play a 'Kim's game' together** – you will need a tray of random items from around the house and a towel or cloth to cover them with. Everybody tries to remember all the items on the tray. They are then covered with the cloth and one item removed from underneath while nobody can see. Everybody must then try to work out which item is missing.



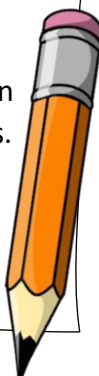

## Active Prayer

Boaz covered Ruth with his cloak as a sign of his protection, in our verse to remember God is described as a being like a mother hen covering sheltering chicks under her wings. We can join with God in praying a shield and covering of protection over others. Why not try some of these shield prayer activities together this week.

Use the 'Kim's game' as a prayer activity. Select objects for the game which represent people you would like to pray protection over. They could be friends or family members or key workers and those on the front line... a toy fire engine for the fire service, a plaster for those working in hospitals, a pencil for our teacher.

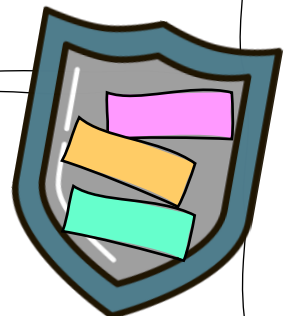
Each time you cover the objects over you could pray together "God please protect and shield all these people."

When you work out which object has been removed pray an extra prayer over that person or group of people before the game continues.



Our verse to remember says "his truth will be your shield and protection" why not find some truth verses from the Bible that you can share and pray over one another. You could make a shield together and decorate it with the verses then place it somewhere in your home as a reminder of God's love and protection.

Hold a sheet or tablecloth between you like a parachute. Work together to lift the sheet up in the air. Take it in turns to go under the sheet while everybody prays blessing and protection from God over you.



# A colouring page you could print and colour together

Drawing from [www.oloring-pages-printable.com](http://www.oloring-pages-printable.com)

He will cover you with his feathers



and under his wings you can hide

His truth will be your shield and protection.

Psalm 91 v 4



# Puzzle Sheet

x o t i e r a c t y t f e s p  
 l q h m c c l l s e s c b g f  
 n i e o i o v u v q e n e t x  
 q g l a l p v y v v x f t o x  
 e m a n z w v e e z x z l m r  
 z v k p r m m n r v i s x q j  
 l k i o e s s b i h y m y r e  
 m u o t j u c u g x x c k u k  
 o l v i a g n i h s e r h t o  
 f p l n l l c l o a k d s h g  
 p q g s f f e x e y b v p m t  
 d o z j h m i r h o a f w a c  
 l c o x a o z m a a r n m m d  
 r q g j t l y z h m a h k a e  
 v y c x q m q b l s e z z i d

Ruth  
Boaz  
Naomi

threshing  
floor

cloak  
relative  
cover

care  
feet



Can you find all these words from the story in the word search?

Can you find the 8 differences between the two pictures?

Boaz gave Ruth six bushels of barley to take back to Naomi. can you pair up the matching bushels?

